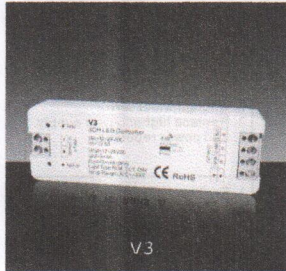


# 3CH 12-24V 4A Constant Voltage RF 2.4G Receiver

CE ROHS



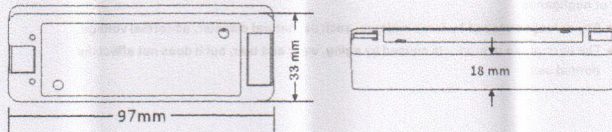
## Technical Parameters

- Input voltage: 12-24VDC
- Output type: PWM constant voltage
- Output current: 3CH, 4A/CH
- Output power: 144-288W
- Grey levels: 4096/CH
- Dimming range: 0-100%
- Remote distance: 30m
- Working temperature: -30°C~55°C
- Product size: L97×W33×H18mm
- Net weight: 38g

## Summary

- Mini style 4A 3CH PWM constant voltage controller.
- Default as RGB controller, need match RGB remoter, create colorful static or dynamic effect.
- Can also be used as color temperature or dimming controller, good compatibility.
- Full compatibility with a variety of single color, dual color and RGB remoters.
- PWM achieve 4096 levels flicker-less dimming.
- When control RGB lamp, built in 30 change mode optional.
- Adopt 2.4GHz wireless technology, can accept up to 10 remoters control.
- Can be WiFi controlled by APP installed on IOS or Android mobile devices while working with WiFi-Relay controller.
- Work with power repeater to expand output unlimitedly.

## Dimension



## Interface Specification



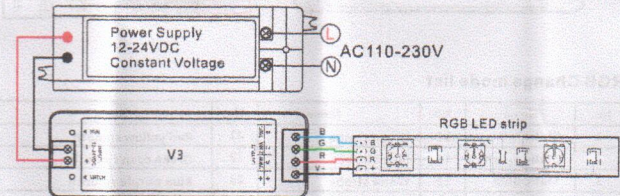
- Used as a RGB controller, the output connection:  
①positive, ②red light, ③green light, ④blue light.
- Used as a color temperature controller, the output connection:  
①positive, ②warm white light, ③natural white light, ④cool white light.
- Used as a dimming controller, the output connection:  
①positive, ②/③/④lamp cathode, synchronous dimming.

## Match key function

- Short press: Within 5s, press any key of the remoter for match.  
Multi-zone remoter must press zone key.
- Long press(5s): Delete all matched remoter, lights remain in the current state.
- Long press(10s): Restore factory default parameters.

## Wiring diagram

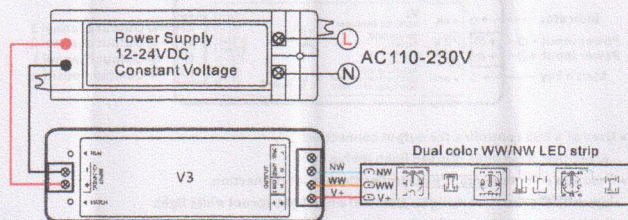
### V3 for RGB



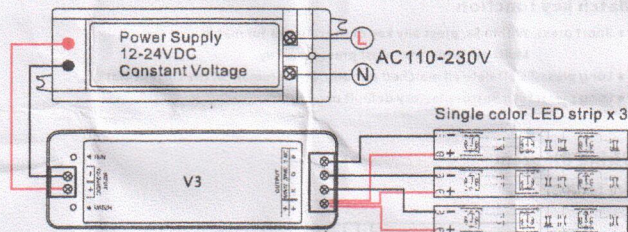
LED power supply voltage and power select:

- 12V lamp. Input 12V power supply, can load 0~144W,
- 24V lamp. Input 24V power supply, can load 0~288W,
- Power supply power must larger than load power 20%.

### V3 for Dual Color



### V3 for single color



### RGB Change mode list

No.	Name	No.	Name	No.	Name
1	Static red	11	Green strobe	21	Red yellow smooth
2	Static green	12	Blue strobe	22	Green cyan smooth
3	Static blue	13	White strobe	23	Blue purple smooth
4	Static yellow	14	RGB strobe	24	Blue white smooth
5	Static cyan	15	7 color strobe	25	RGB+W smooth
6	Static purple	16	Red fade in and out	26	RGBW smooth
7	Static white	17	Green fade in and out	27	RGBY smooth
8	RGB jump	18	Blue fade in and out	28	Yellow cyan purple smooth
9	7 color jump	19	White fade in and out	29	RGB smooth
10	Red strobe	20	RGBW fade in and out	30	6 color smooth

### Malfunctions analysis & troubleshooting

Malfunctions	Causes	Troubleshooting
No light	1. No power. 2. Wrong connection or insecure.	1. Check the power. 2. Check the connection.
Wrong color	1. Wrong connection of RGB wires.	1. Reconnect RGB wires.
Uneven Intensity between front and rear, with voltage drop	1. Output cable is too long. 2. Wire diameter is too small. 3. Overload beyond power supply capability. 4. Overload beyond controller capability.	1. Reduce cable or loop supply. 2. Change wider wire. 3. Replace higher power supply. 4. Add power repeater.
No response from the remoter	1. The battery has no power. 2. Beyond controllable distance. 3. The controller did not match the remoter.	1. Replace battery. 2. Reduce remote distance. 3. Re-match the remoter.

### Safety & Warnings

1. The product shall be installed and serviced by a qualified person.
2. This product is non-waterproof. Please avoid the sun and rain.
3. Good heat dissipation will prolong the working life of the controller, please ensure good ventilation.
4. Please check if the output voltage of any power supplies used comply with the working voltage of the product.
5. Ensure all wire connections and polarities are correct and secure before applying power to avoid any damages to the LED lights.
6. If a fault occurs please return the product to your supplier. Do not attempt to fix this product by yourself.

### Warranty Agreement

1. 5-year warranty:
  - The warranty is for free repair or replacement and covers manufacturing faults only.
  - Do not include fees of on site maintenance and consumable parts.
2. Limited Warranty
  - Artificial damage caused by improper use, such as use inappropriate power supply, improper accessories, improper installation, did not follow the instructions, error using or negligence.
  - Any damages caused by force majeure, such as natural disaster, abnormal voltage.
  - The normal use of products caused by aging, wear and tear, but it does not affect the normal use.